

# DC Block SMA-M to SMA-F

## BLK-18W-S+

50Ω 0.01 to 18 GHz

### Maximum Ratings

Operating Temperature	-65°C to 125°C
Storage Temperature	-65°C to 125°C
DC Input Voltage	200V Max.
Input Power	33 dBm Max.

Permanent damage may occur if any of these limits are exceeded.

### Features

- broadband performance
- low insertion loss
- rugged unibody construction
- off-the-shelf availability

### Applications

- test and measurement instrumentation
- communication systems
- defense systems



Generic photo used for illustration purposes only

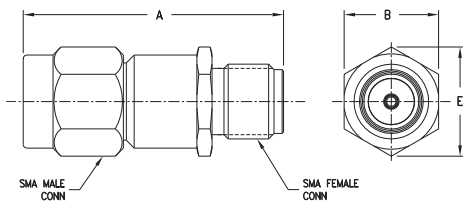
CASE STYLE: DJ2668

SMA Connectors	Model
Female-Male	BLK-18W-S+

**+RoHS Compliant**

The +Suffix identifies RoHS Compliance. See our web site for RoHS Compliance methodologies and qualifications

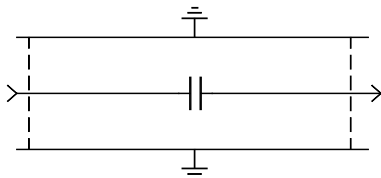
### Outline Drawing



### Outline Dimensions (inch/mm)

A	B	C	D	E	wt
0.86	0.31	--	--	.36	grams
21.84	8.00	--	--	9.14	5.0

### Electrical Schematic



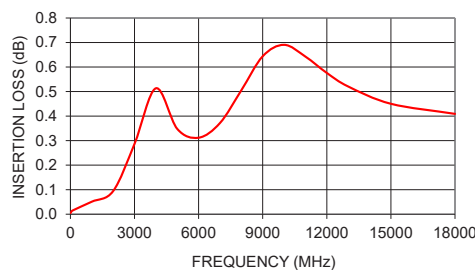
### Electrical Specifications at 25°C

Parameter	Frequency (GHz)	Min.	Typ.	Max.	Unit
Frequency Range		0.01	—	18	GHz
Insertion Loss	0.01 - 18		0.41	0.75	dB
Return Loss	0.01 - 18	16.5	23	—	dB

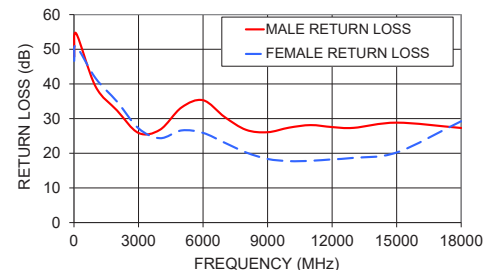
### Typical Performance Data

Frequency (MHz)	Insertion Loss (dB)	Return Loss (dB)	
		Input Female	Output Male
10	0.01	46.63	47.86
100	0.02	50.87	54.57
1000	0.05	41.67	39.28
2000	0.09	34.90	32.35
3000	0.29	27.18	25.85
4000	0.51	24.34	26.78
5000	0.35	26.58	33.21
6000	0.31	25.87	35.30
7000	0.37	23.05	30.47
8000	0.51	20.23	26.75
9000	0.64	18.35	26.06
10000	0.69	17.73	27.39
11000	0.64	17.82	28.12
12000	0.58	18.24	27.55
13000	0.52	18.67	27.32
15000	0.45	20.22	28.82
18000	0.41	29.24	27.29

BLK-18W-S+ INSERTION LOSS



BLK-18W-S+ RETURN LOSS



**Notes**

- Performance and quality attributes and conditions not expressly stated in this specification document are intended to be excluded and do not form a part of this specification document.
- Electrical specifications and performance data contained in this specification document are based on Mini-Circuit's applicable established test performance criteria and measurement instructions.
- The parts covered by this specification document are subject to Mini-Circuit's standard limited warranty and terms and conditions (collectively, "Standard Terms"); Purchasers of this part are entitled to the rights and benefits contained therein. For a full statement of the Standard Terms and the exclusive rights and remedies thereunder, please visit Mini-Circuit's website at [www.minicircuits.com/MCLStore/terms.jsp](http://www.minicircuits.com/MCLStore/terms.jsp)

