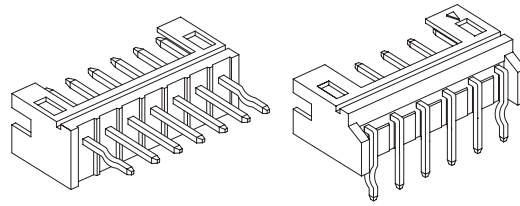




## SWR201 Series Single Row Wafer 2.0 mm [.079"] Contact Centers, Straight/Right Angle

### SPECIFICATIONS

- Insulator Material: Nylon, UL 94V-0 Color: White
- Contact Material: Brass
- Contact Resistance: 20 milli Ohms Max
- Contact Plating: .000020" Min. Nickel Underplate, Pure Tin, Bright Overall
- Current Rating: 1 Amp
- Dielectric Withstanding Voltage: 800 VAC
- Insulator Resistance: 1000 Megohms Minimum
- Operating Temperature: -25°C to +85°C
- Voltage Rating: 125 VAC/DC
- Mates with SWH201 Series Single Row Housing



### PART NUMBER OPTIONS

**SWR201-NRTN-S16-SA-WH**

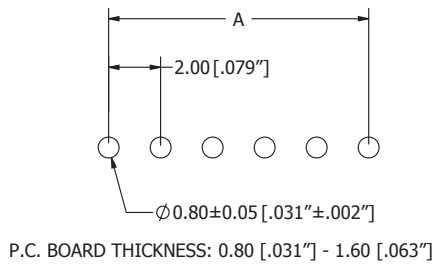
**NUMBER OF POSITIONS**

02 thru 16  
See Chart Below

**TERMINATION TYPE**

SA = End Pins Kink Right  
RL = Right Angle With Kinked End Pins

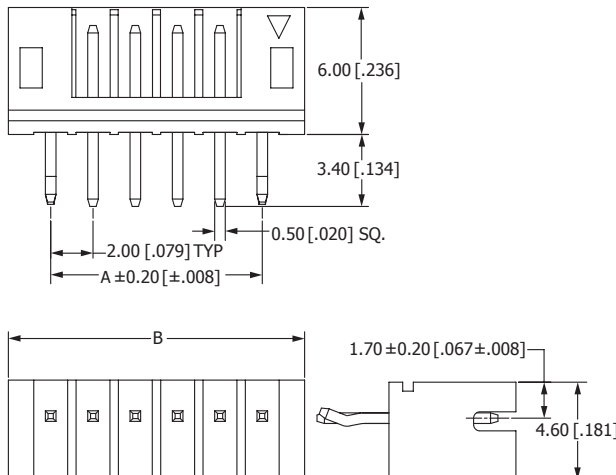
### PCB LAYOUT



PART NUMBER	POSITIONS/ CONTACTS	A		B	
		mm	in	mm	in
SWR201-NRTN-S02-__-WH	02/02	2.00	0.079	5.90	0.232
SWR201-NRTN-S03-__-WH	03/03	4.00	0.157	7.90	0.311
SWR201-NRTN-S04-__-WH	04/04	6.00	0.236	9.90	0.390
SWR201-NRTN-S05-__-WH	05/05	8.00	0.315	11.90	0.469
SWR201-NRTN-S06-__-WH	06/06	10.00	0.394	13.90	0.547
SWR201-NRTN-S07-__-WH	07/07	12.00	0.472	15.90	0.626
SWR201-NRTN-S08-__-WH	08/08	14.00	0.551	17.90	0.705
SWR201-NRTN-S09-__-WH	09/09	16.00	0.630	19.90	0.783
SWR201-NRTN-S10-__-WH	10/10	18.00	0.709	21.90	0.862
SWR201-NRTN-S11-__-WH	11/11	20.00	0.787	23.90	0.941
SWR201-NRTN-S12-__-WH	12/12	22.00	0.866	25.90	1.020
SWR201-NRTN-S13-__-WH	13/13	24.00	0.945	27.90	1.098
SWR201-NRTN-S14-__-WH	14/14	26.00	1.024	29.90	1.177
SWR201-NRTN-S15-__-WH	15/15	28.00	1.102	31.90	1.256
SWR201-NRTN-S16-__-WH	16/16	30.00	1.181	33.90	1.335

### DIMENSIONS Dimensions in [ ] are in inches, all others are in millimeters.

#### SWR201-NRTN-S\_\_-SA-WH



#### SWR201-NRTN-S\_\_-RL-WH

