



# 1950 MHz / 2140 MHz Ceramic Duplexer

## Part Number: AM1950-2140D1098



**ANATECH ELECTRONICS INC**  
RF & Microwave Filters & Products

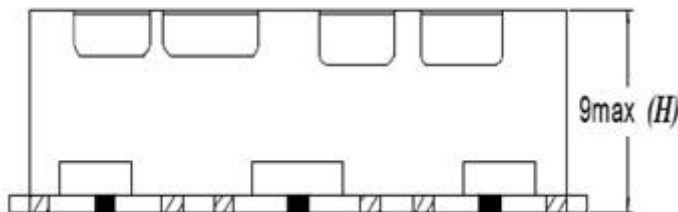
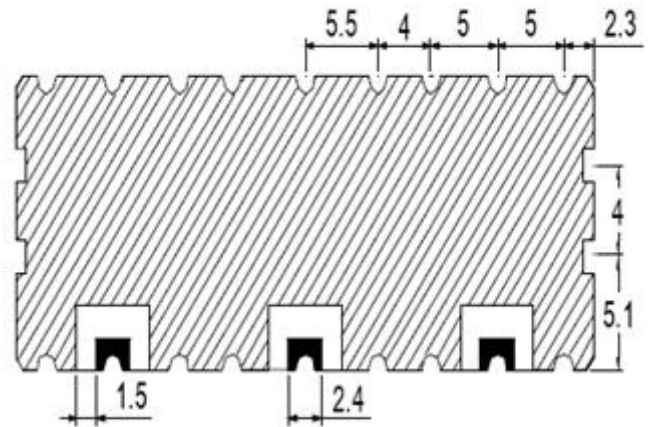
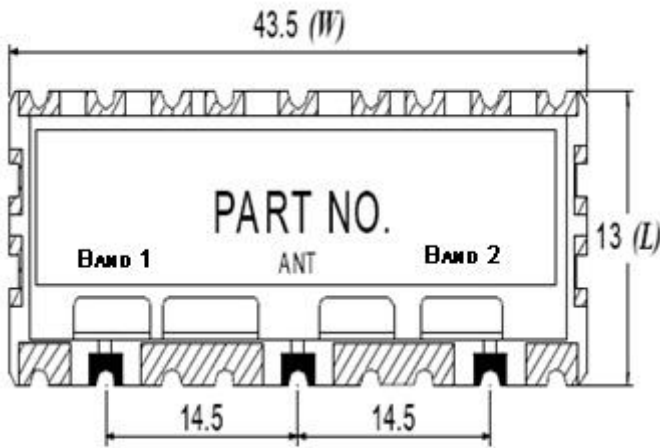
<u>Characteristics</u>	<u>Band 1</u>	<u>Band 2</u>
<b>Passband:</b>	1920-1980 MHz	2110-2170 MHz
<b>Bandwidth:</b>	Fo +/- 30 MHz	Fo +/- 30 MHz
<b>Passband Return Loss:</b>	18 min	18 min
<b>Passband Insertion Loss:</b>	1.5 dB max	1.5 dB max
<b>Passband Ripple:</b>	0.5 dB max	0.5 dB max
<b>Input / Output Impedance:</b>	50 Ohms	50 Ohms
<b>Isolation:</b>	55 dB min	55 dB min
<b>Power Handling:</b>	5 W avg.	5 W avg.

<u>Mechanical</u>	
<b>Mounting Method:</b>	SMT
<b>Dimensions:</b>	43.5 x 13 x 9 mm

<u>Environmental</u>	
<b>Operating Temperature:</b>	-45 to +85 deg.C
<b>Storage Temperature:</b>	-50 to +90 deg.C

This product is RoHs compliant.

### Outline Drawing:



■ : I/O PORT  
 ▨ : GROUND  
 TOLERANCE UNLESS  
 OTHERWISE SPECIFIED: ±0.2  
 DIMENSIONS : mm



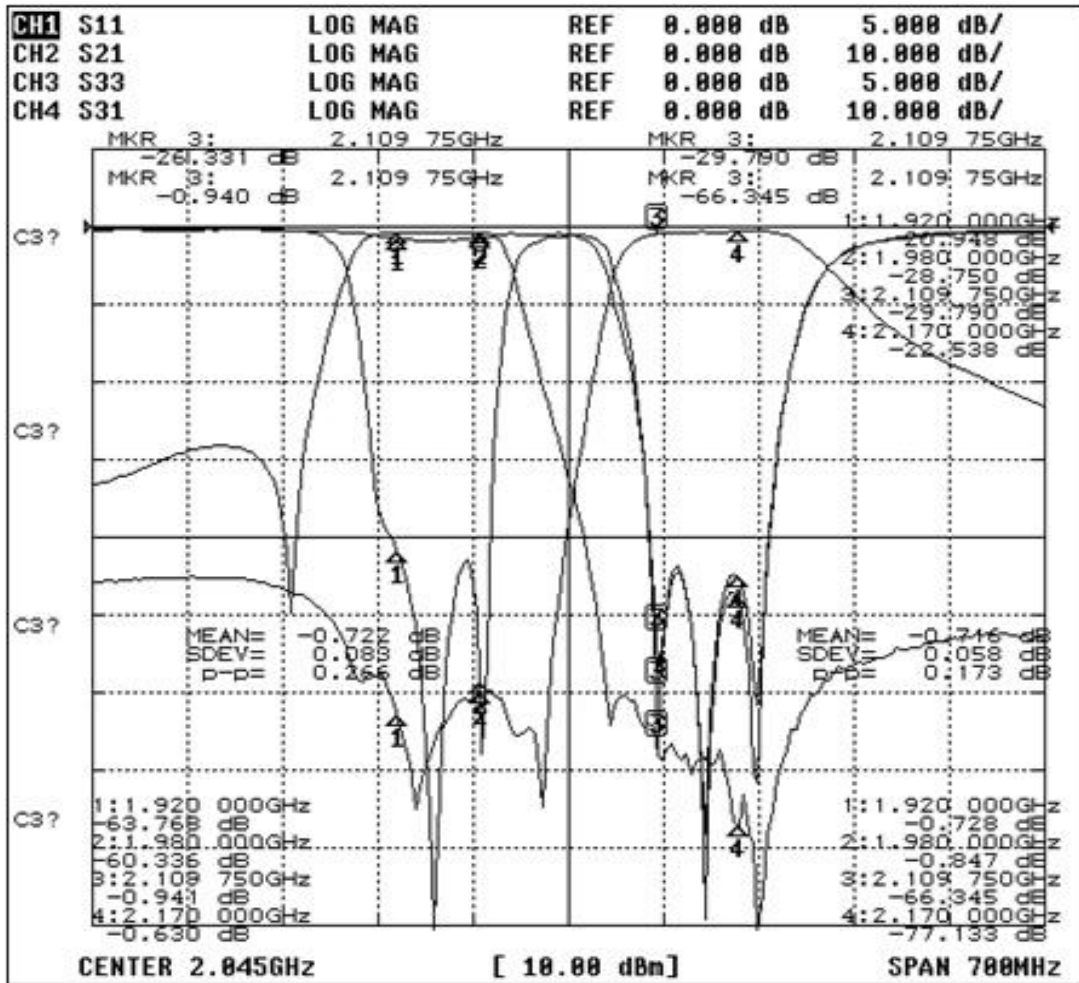
# 1950 MHz / 2140 MHz Ceramic Duplexer

## Part Number: AM1950-2140D1098

**ANATECH ELECTRONICS INC**  
RF & Microwave Filters & Products



### Response Plots:





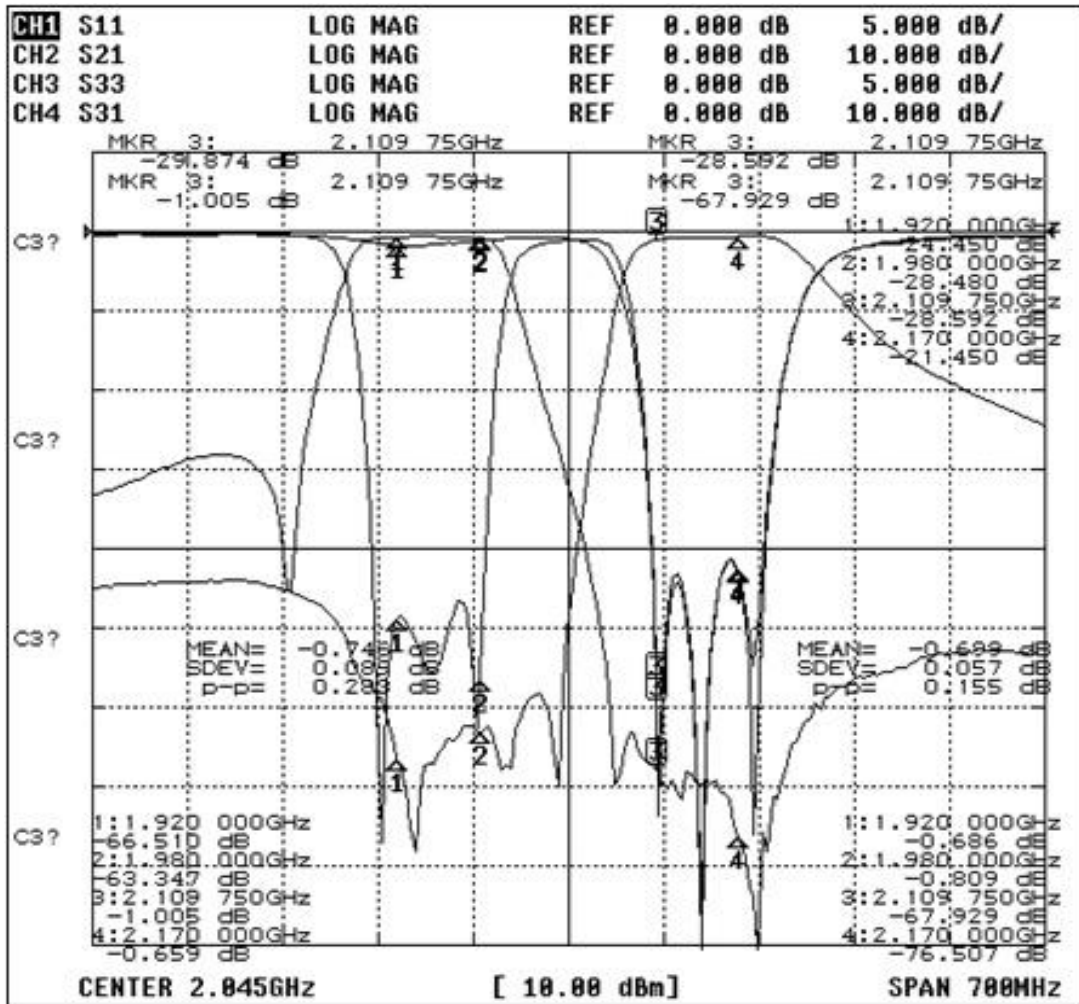
# 1950 MHz / 2140 MHz Ceramic Duplexer

## Part Number: AM1950-2140D1098



**ANATECH ELECTRONICS INC**  
RF & Microwave Filters & Products

### Response Plots:





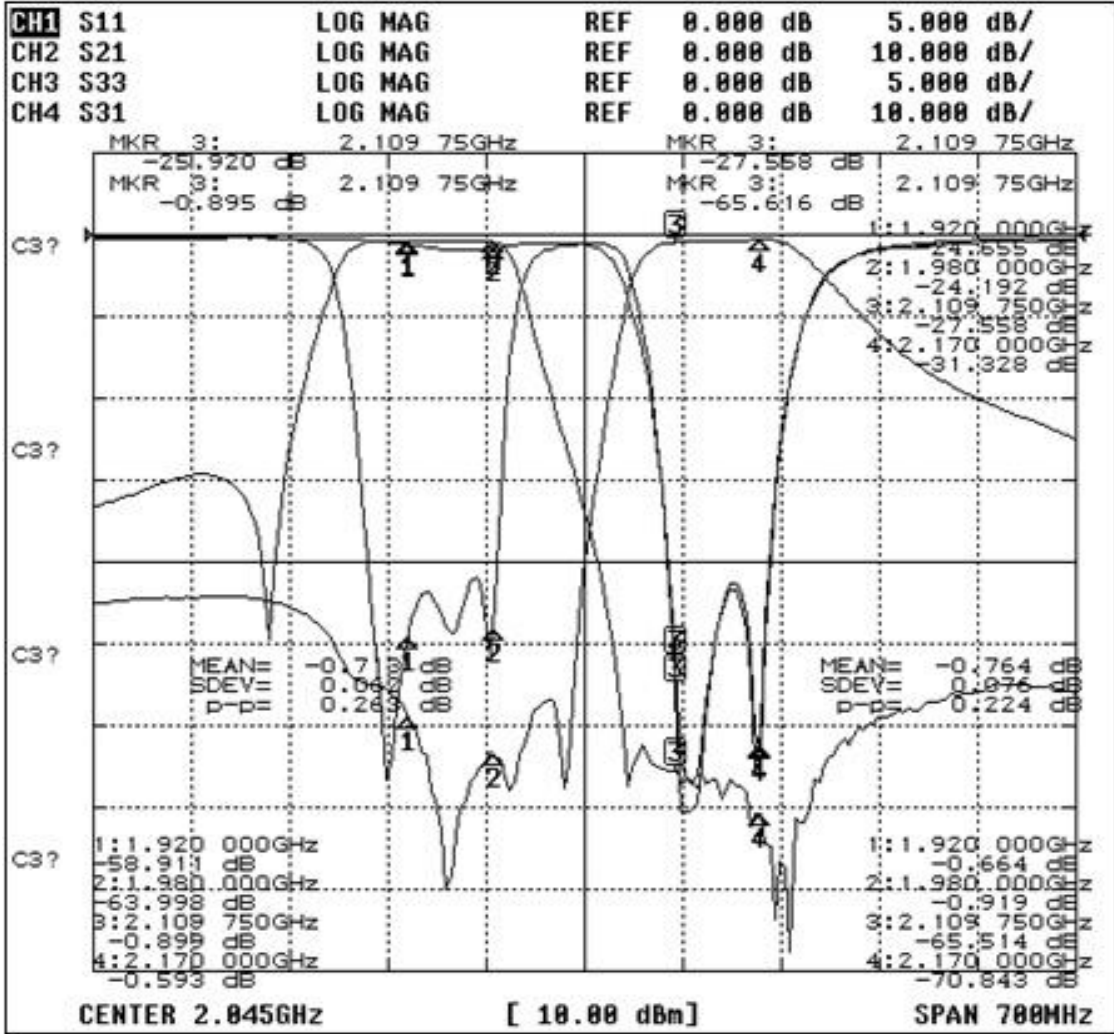
# 1950 MHz / 2140 MHz Ceramic Duplexer

## Part Number: AM1950-2140D1098



**ANATECH ELECTRONICS INC**  
RF & Microwave Filters & Products

### Response Plots:







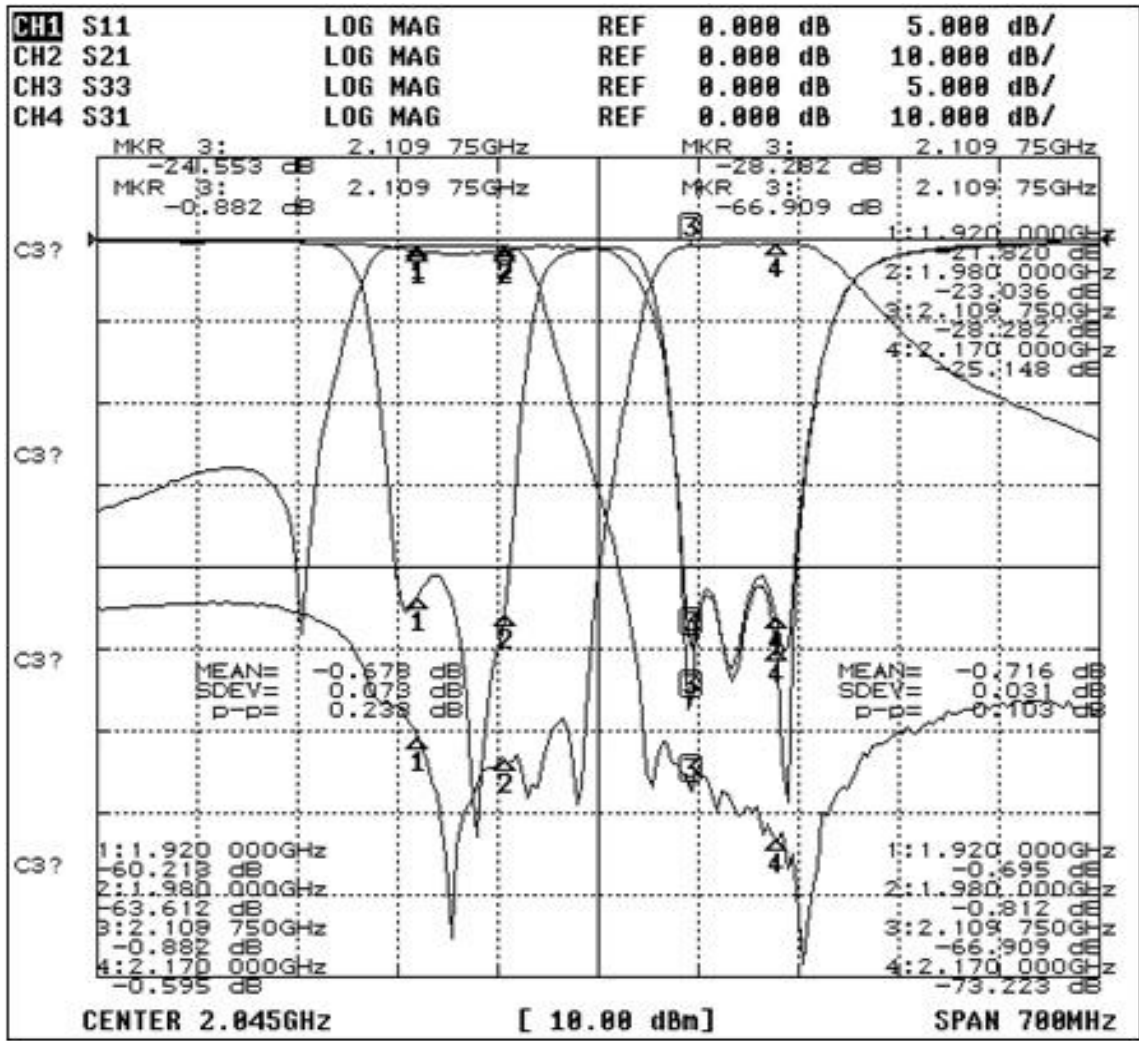
# 1950 MHz / 2140 MHz Ceramic Duplexer

## Part Number: AM1950-2140D1098



**ANATECH ELECTRONICS INC**  
RF & Microwave Filters & Products

### Response Plots:





# 1950 MHz / 2140 MHz Ceramic Duplexer

## Part Number: AM1950-2140D1098



**ANATECH ELECTRONICS INC**  
RF & Microwave Filters & Products

### Response Plots:

