

# Beads- on- Leads (2743004112)



Part Number: 2743004112

43 BEAD ON LEAD

Explanation of Part Numbers:

- Digits 1 & 2 = Product Class
- Digits 3 & 4 = Material Grade
- Last digit 1 = Bulk Packed 2 = Taped and Reeled

**Ferrite suppression beads are supplied assembled on tinned copper wire for automated circuit board assembly.**

- Wires are oxygen free high conductivity copper with 100% matte tin plating over a nickel undercoating. The resistance of the wire is 3.5 mOhm for the 22 AWG and 2.2 mOhm for the 20 AWG wire.

Recommended Soldering Profile

Packaging Options:

- Beads- on- leads can be supplied bulk packed. The last digit of bulk packed parts is a “1”. Parts with a “2” as the last digit of the part number are supplied taped and reeled per IEC 60286-1 and EIA RS-296- F standards. Taped and reeled parts are supplied 4500 pieces on a 14” reel. Taping details: Component pitch 5 mm. Inside tape spacing 52.5 mm. Tape width 6 mm.
- Our “Bead- on- Lead Suppression Kit” (part number 0199000028) is available for prototype evaluation.

**For any bead- on lead requirement not listed here, feel free to contact our customer service group for availability and pricing.**

Catalog Drawing

3D Model

Weight: 0.5 (g)

Dim	mm	mm tol	nominal inch	inch misc.
A	3.5	±0.25	0.138	
B	62	±1.50	2.44	
C	7.6	±0.30	0.299	
D	0.65		0	22 AWG

Reel Information				
Tape Width mm	Pitch mm	Parts 7" Reel	Parts 13" Reel	Parts 14" Reel
6	5			4500

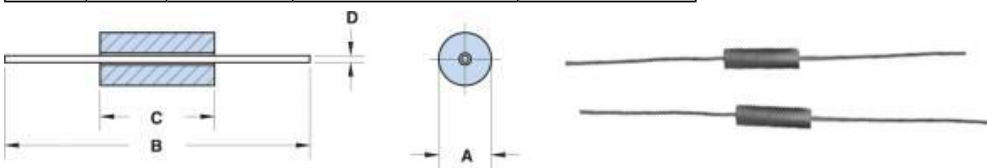


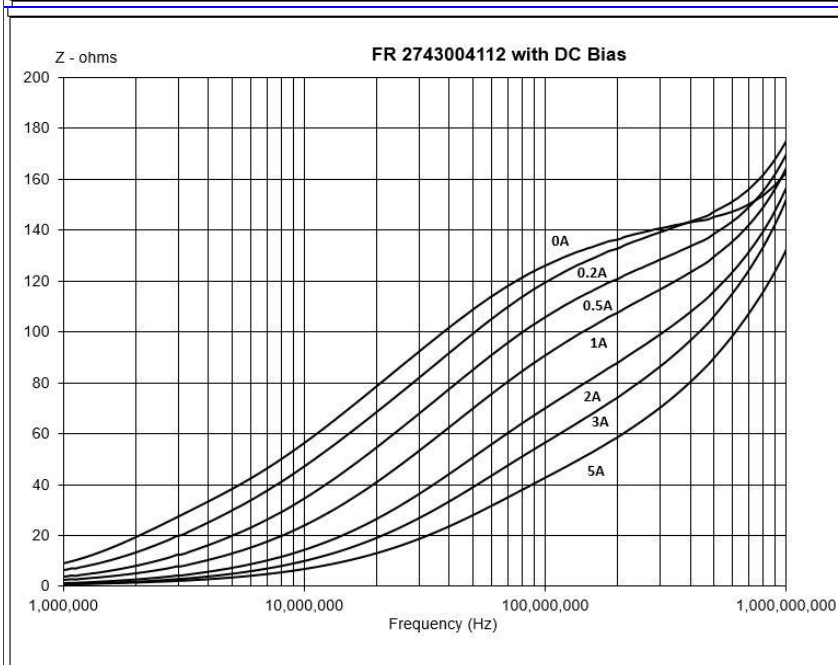
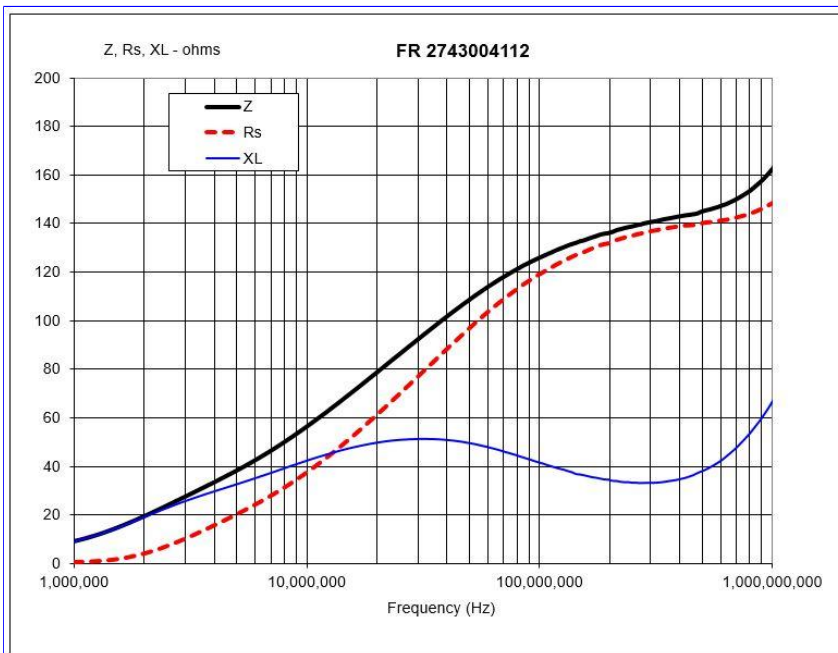
Chart Legend
+ Test frequency

Typical Impedance (Ω)	
10 MHz	56
25 MHz <sup>+</sup>	86
100 MHz <sup>+</sup>	126
250 MHz	139

Beads- on- leads are controlled for impedances only. Minimum impedance values are specified for the + marked frequencies. The minimum impedance is listed on our catalog drawing.

Catalog Drawing

The impedance of the 73 & 43 beads- on- leads are measure on the E4990A Impedance Analyzer. The 61 beads- on- leads are tested for impedance on the E4991A / HP4291B Impedance Analyzer.



[CSV Download](#)