

ECN/PCN No.: R0054

For Manufacturer			
Product Description: SMD SAW 916.5MHz FILTER	Abracon Part Number / Part Series: AFS916.5S3	<input type="checkbox"/> Documentation only <input type="checkbox"/> ECN <input checked="" type="checkbox"/> EOL	<input type="checkbox"/> Series <input checked="" type="checkbox"/> Part Number
Affected Revision: Initial Release	New Revision: EOL	Application:	<input type="checkbox"/> Safety <input checked="" type="checkbox"/> Non-Safety
Prior to Change: N/A			
After Change: EOL			
Cause/Reason for Change: Due to low demand this part is discontinued.			
Change Plan			
Effective Date: 06/28/2021	Additional Remarks: N/A		
Change Declaration: EOL			
Issued Date: 06/28/2021	Issued By: <i>Nicholas El-Takach</i>	Issued Department: Engineering	
Approval: <i>Syed Raza</i> Engineering VP	Approval: <i>Reuben Quintanilla</i> Quality Director	Approval: <i>Ying Huang</i> Purchasing Director	
For Abracon EOL only			
Last Time Buy (if applicable): No last time buy.		Alternate Part Number / Part Series: N/A	
Additional Approval:	Additional Approval:	Additional Approval:	
Customer Approval (If Applicable)			
Qualification Status: <div style="text-align: center;"><input type="checkbox"/> Approved <input type="checkbox"/> Not accepted</div> <i>Note: It is considered approved if there is no feedback from the customer 1 month after ECN/PCN is released.</i>			
Customer Part Number:		Customer Project:	
Company Name:	Company Representative:	Representative Signature:	
Customer Remarks:			

SMD 916.5 MHz SAW FILTER

AFS916.5S3

APPLICATION: Remote Control



3.8 x 3.8 x 1.5mm

STANDARD SPECIFICATIONS:

CHARACTERISTICS	UNIT	MIN.	TYP.	MAX.
Center Frequency Fc	MHz	-	916.5	-
Bandwidth	MHz	-	Fc ± 3.5	-
Insertion Loss @ Passband	dB	-	-	4.5
Ripple @ Passband	dB	-	-	2.0
Relative Attenuation				
Fc-45MHz ~ Fc-41MHz	dB	40	-	-
Fc-23MHz ~ Fc-20MHz	dB	30	-	-
Fc+20MHz ~ Fc+23MHz	dB	20	-	-
Fc+41MHz ~ Fc+46MHz	dB	40	-	-
DC Voltage	V		10	
Source Power	dBm		10	
Operating Temperature	°C	-10°C to +60°C		
Storage Temperature	°C	-25°C to +70°C		
Terminating Impedance	-	50 + j57.4Ω		

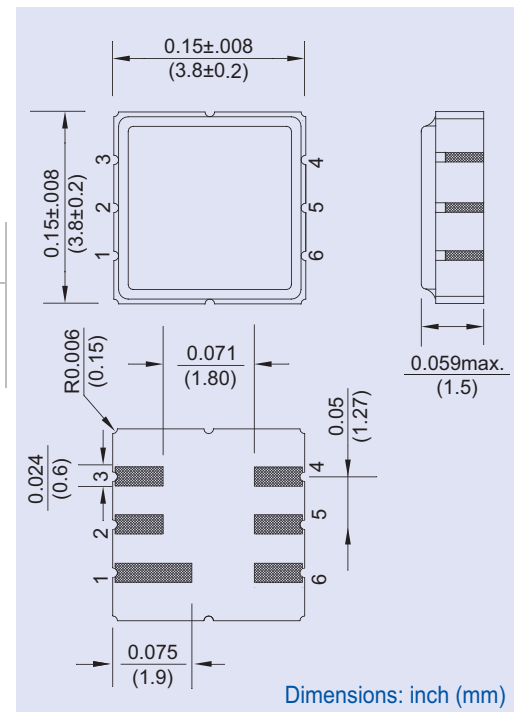
Electrostatic Sensitive Device. Handle with precaution.

MARKING:

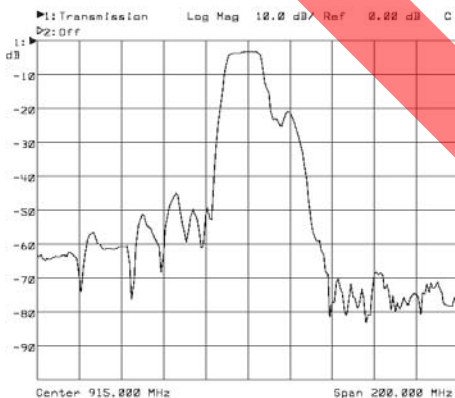
- 916.50 (916.5 Frequency in MHz)
- AF ZYX (ZY: Date code Z for month from A to L; Y for year, i.e. 4 for 2004; X: Traceability code)

PIN NO.	CONNECTIONS
2	Input
5	Output
Others	Ground

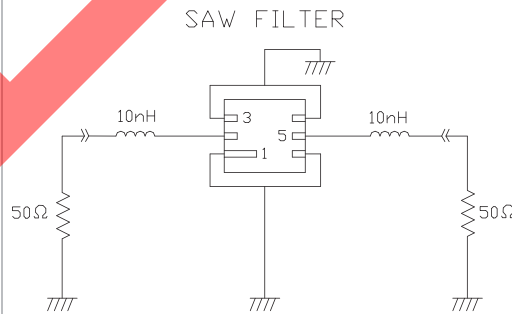
OUTLINE DRAWING:



FREQUENCY RESPONSE:



TEST CIRCUIT:



Please refer to ABRACON's Chip Inductor Series AISC-0603.